


Connector Types



SC - Singlemode, Simplex



SC - Singlemode, Duplex



SC - Singlemode, 900 um



SC/APC - Singlemode, Simplex




SC/APC - Singlemode, Duplex



SC/APC - Singlemode, 900 um



SC - Multimode, Simplex



SC - Multimode, Duplex



SC - Multimode, 900 um



LC - Singlemode, Simplex



LC - Singlemode, Duplex



LC - Singlemode, 900 um



LC/APC - Singlemode, Simplex



LC/APC - Singlemode, Duplex



LC/APC - Singlemode, 900 um



LC - Multimode, Simplex




LC - Multimode, Duplex



LC - Multimode, 900 um



ST - Singlemode



ST - Singlemode, 900 um



ST - Multimode



ST - Multimode, 900 um



FC - Singlemode



FC - Singlemode, 900 um



FC/APC - Singlemode



FC/APC - Singlemode, 900 um



FC - Multimode



FC - Multimode, 900 um



MTP-(M), Singlemode



MTP-(F), Singlemode



MTP-(M), Multimode



MTP-(F), Multimode



E2000 APC



MTRJ-(M), Multimode



MTRJ-(F), Multimode