


12 through 144 fibers

Product Highlights

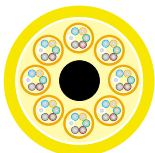
- Each fiber is color coded for easy identification
- Compact distribution design
- Ideal intra-building, multi-floor cable solution
- Lightweight, flexible aramid yarns enhance strength

Options

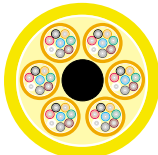
- Cables with a 600 micron buffer available
- Cables with improved attenuation available




48-fibers (12 tubes of 4-fibers)



48-fibers (8 tubes of 6-fibers)



48-fibers (6 tubes of 8-fibers)



48-fibers (4 tubes of 12-fibers)

Diagram scale approx. 1:1

Singlemode MultiUnit (Riser)

(UL) OFNR c(UL) FT4

HITACHI PART NO.	# OF FIBERS PER TUBE	FIBER COUNT	TUBE LAYOUT	CABLE O.D.		MAXIMUM LOAD INSTALL		OPERATION		CABLE WEIGHT	
				in.	mm	lbs-ft	N	lbs-ft	N	lbs/1000ft	kg/1000m
8.3/125 μm Singlemode (8.3/125/250/900)											
60621-12	2	12	6xCSM	.650	16.5	300	1200	100	450	126	188
60621-24	2	24	9x3xCSM	.903	22.9	600	2700	300	1200	208	310
60627-24	4	24	6xCSM	.650	16.5	600	2700	300	1200	135	200
60627-48	4	48	9x3xCSM	.903	22.9	600	2700	300	1200	225	335
60633-18	6	18	3xCSM	.499	12.6	600	2700	300	1200	75	111
60633-24	6	24	4xCSM	.538	13.6	600	2700	300	1200	93	139
60633-36	6	36	6xCSM	.650	16.5	600	2700	300	1200	143	212
60633-48	6	48	8xCSM	.792	20.1	600	2700	300	1200	222	331
60633-72	6	72	9x3xCSM	.903	22.9	600	2700	400	1800	241	359
60638-24	8	24	3xCSM	.579	14.7	600	2700	300	1200	97	145
60638-32	8	32	4xCSM	.634	16.1	600	2700	300	1200	122	181
60638-48	8	48	6xCSM	.770	19.5	600	2700	300	1200	191	284
60638-72	8	72	9xCSM	1.00	25.4	600	2700	400	1800	350	520
60015-36	12	36	3xCSM	.579	14.7	600	2700	300	1200	106	157
60015-48	12	48	4xCSM	.634	16.1	600	2700	300	1200	134	200
60015-60	12	60	5xCSM	.701	17.8	600	2700	400	1800	169	251
60015-72	12	72	6xCSM	.770	19.5	600	2700	400	1800	208	309
60015-84	12	84	7xCSM	.865	21.9	600	2700	400	1800	271	404
60015-96	12	96	8xCSM	.937	23.7	600	2700	400	1800	321	478
60015-108	12	108	9xCSM	1.00	25.4	600	2700	400	1800	375	558
60015-120	12	120	10xCSM	1.07	27.1	600	2700	400	1800	433	645
60015-132	12	132	9x3xCSM	1.06	26.9	600	2700	400	1800	344	513
60015-144	12	144	9x3xCSM	1.06	26.9	600	2700	400	1800	355	528

CSM = Central Strength Member

Optical Specifications

TIA/EIA-568-B.3 | ISO/IEC 11801, 2nd edition | Bellcore GR-409-CORE

8.3/125 μ m SINGLEMODE	
MAXIMUM ATTENUATION	≤ 0.50 dB/km at 1310 nm ≤ 0.50 dB/km at 1550 nm

GIGABIT ETHERNET SUPPORT DISTANCE	5000 m at 1550 nm
-----------------------------------	-------------------

Singlemode MultiUnit (Plenum) (UL) OFNP c(UL) FT6

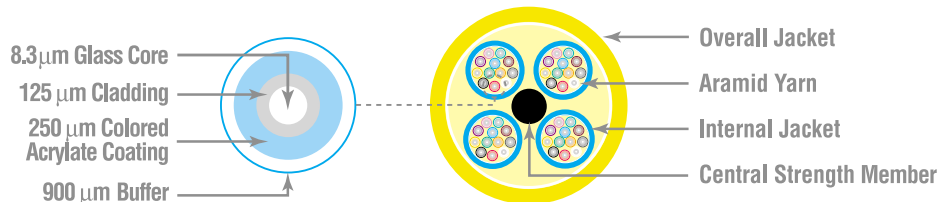
HITACHI PART NO.	# OF FIBERS PER TUBE	FIBER COUNT	TUBE LAYOUT	CABLE O.D.		MAXIMUM LOAD INSTALL		OPERATION		CABLE WEIGHT	
				in.	mm	lbs-ft	N	lbs-ft	N	lbs/1000ft	kg/1000m
8.3/125 μ m Singlemode (8.3/125/250/900)											
60622-12	2	12	6xCSM	.630	16.0	300	1200	100	450	131	195
60622-24	2	24	9x3xCSM	.903	22.9	600	2700	300	1200	246	366
60628-24	4	24	6xCSM	.630	16.0	600	2700	300	1200	140	208
60628-48	4	48	9x3xCSM	.903	22.9	600	2700	300	1200	263	392
60634-18	6	18	3xCSM	.479	12.1	600	2700	300	1200	77	114
60634-24	6	24	4xCSM	.518	13.1	600	2700	300	1200	97	144
60634-36	6	36	6xCSM	.630	16.0	600	2700	300	1200	148	220
60634-48	6	48	8xCSM	.792	20.1	600	2700	300	1200	253	377
60634-72	6	72	9x3xCSM	.903	22.9	600	2700	400	1800	280	417
60639-24	8	24	3xCSM	.559	14.1	600	2700	300	1200	100	149
60639-32	8	32	4xCSM	.614	15.5	600	2700	300	1200	127	189
60639-48	8	48	6xCSM	.750	19.0	600	2700	300	1200	199	296
60639-72	8	72	9xCSM	1.00	25.4	600	2700	400	1800	393	584
60033-36	12	36	3xCSM	.559	14.1	600	2700	300	1200	109	162
60033-48	12	48	4xCSM	.614	15.5	600	2700	300	1200	139	207
60033-60	12	60	5xCSM	.681	17.2	600	2700	400	1800	175	261
60033-72	12	72	6xCSM	.750	19.0	600	2700	400	1800	216	321
60033-84	12	84	7xCSM	.865	21.9	600	2700	400	1800	306	456
60033-96	12	96	8xCSM	.937	23.7	600	2700	400	1800	360	535
60033-108	12	108	9xCSM	1.00	25.4	600	2700	400	1800	417	621
60033-120	12	120	10xCSM	1.07	27.1	600	2700	400	1800	480	714
60033-132	12	132	9x3xCSM	1.06	26.9	600	2700	400	1800	392	583
60033-144	12	144	9x3xCSM	1.06	26.9	600	2700	400	1800	404	601

CSM = Central Strength Member

Mechanical Specifications

- Bend radius, no load
= 4x cable overall diameter
- Bend radius, load
= 10x cable overall diameter

Features



DIELECTRIC MATERIALS

Overall Jacket

RISER

Flame-retardant thermoplastic

PLENUM

Low-smoke, flame-retardant thermoplastic

